


1. Name of Listed Entity: Gujarat Lease Financing Limited
2. Scrip Code/Name of Scrip/Class of Security: GLFL
3. Share Holding Pattern Filed under: 31b
4. Share Holding Pattern as on: 31-March-2024
5. Declaration: The listed entity is required to submit the following declaration to the extent of submission of information:-

Sr. No.	Particulars	Yes/No
1	Whether the Listed Entity has issued any partly paid up shares?	No
2	Whether the Listed Entity has issued any Convertible Securities?	No
3	Whether the Listed Entity has issued any Warrants?	No
4	Whether the Listed Entity has any shares against which depository receipts are issued?	No
5	Whether the Listed Entity has any shares in locked-in?	No
6	Whether any shares held by promoters are pledged or otherwise encumbered?	No
7	Whether the Listed Entity has issued any differential Voting Rights?	No
8	Whether the listed entity has any significant beneficial owner?	No



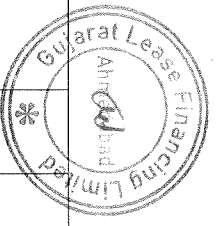
Table I - Summary Statement holding of specified securities

Category (I)	Category of shareholder (II)	Nos. of share-holders (III)	No. of fully paid-up equity shares held (IV)	No. of Partly paid-up equity shares held (V)	No. of shares underlying Depository Receipts (VI)	Total nos. shares held (VII) = (IV)+(V)+(VI)	Shareholding as a % of total no. of shares (Calculated as per SCRR, 1957) (VIII)	Number of Voting Rights held in each class of securities (IX)			No. of Shares Underlying Outstanding convertible securities (Including Warrants)	Shareholding, as a % assuming full conversion of convertible securities (as a percentage of diluted share capital) (X) = (VII)+(X)	Number of Locked in shares (XII)		Number of Shares pledged or otherwise encumbered (XIII)		Number of equity shares held in dematerialized form (XIV)
								Class eg: X	Class eg: y	Total			No. (a)	As a % of total shares held (b)	No. (a)	As a % of total shares held (b)	
A	Promoter & Promoter Group	5	12387222	0	0	12387222	45.67	12387222	0	0	0	0	0	0	0	12387222	
B	Public	29287	14738545	0	0	14738545	54.33	14738545	0	0	0	0	0	0	0	12083608	
C	Non-Promoter- Non Public	0	0	0	0	0	0	0	0	0	0	0	0	0	0	0	
C1	Shares underlying DRs	0	0	0	0	0	0	0	0	0	0	0	0	0	0	0	
C2	Shares held by Employee Trusts	0	0	0	0	0	0	0	0	0	0	0	0	0	0	0	
		29292	27125767	0	0	27125767	100	27125767	0	0	0	0	0	0	0	24470830	




A. Table II - Statement showing shareholding pattern of the Promoter and Promoter Group

Sr. No.	Category of shareholder (I)	Entity Type	PAN (II)	Nos. of shareholders (III)	No. of fully paid up equity shares held (IV)	Partly paid-up equity shares held (V)	No. of shares underlying Depository Receipts (VI)	Total nos. shares held (VII) = (IV)+(V)+(VI)	Shareholding as a % of total shares (calculated as per SCRR, 1957) (VIII)	Number of Voting Rights held in each class of securities (IX)				Shareholding, as a % assuming full conversion of convertible securities (as a percentage of diluted share capital) (X) = (VII)+(X)	Number of Locked in shares (XII)		Number of Shares pledged or otherwise encumbered (XIII)		Number of equity shares held in dematerialized form (XIV)
										Class	No of Voting Rights	Total	As a % of Total Voting rights		No. (a)	As a % of total shares held (b)	No. (a)	As a % of total shares held (b)	
1	Indian Individuals/Hindu undivided Family			0	0	0	0	0	0	0	0	0	0	0	0	0	0	0	0
a	Central Government/State Government(s)			0	0	0	0	0	0	0	0	0	0	0	0	0	0	0	0
b	Financial Institutions/Banks			0	0	0	0	0	0	0	0	0	0	0	0	0	0	0	0
c	Any Other (specify)			1	1793572	0	0	1793572	6.61	1793572	0	1793572	6.61	0	0	0	0	0	1793572
d	Gujarat Industrial Investment Corporation Limited	Promoter		1	8015525	0	0	8015525	29.55	8015525	0	8015525	29.55	0	0	0	0	0	8015525
	Torrent Investments Private Limited	Promoter		1	1328125	0	0	1328125	4.90	1328125	0	1328125	4.90	0	0	0	0	0	1328125
	Gujarat State Investments Limited	Promoter		1	625000	0	0	625000	2.30	625000	0	625000	2.30	0	0	0	0	0	625000
	Gujarat Maritime Board	Promoter		1	625000	0	0	625000	2.30	625000	0	625000	2.30	0	0	0	0	0	625000
	Gujarat Industrial Development Corporation	Promoter		0	0	0	0	0	0	0	0	0	0	0	0	0	0	0	0
	Mehta Family Trust 1	Promoter		0	0	0	0	0	0	0	0	0	0	0	0	0	0	0	0
	Mehta Family Trust 2	Promoter		0	0	0	0	0	0	0	0	0	0	0	0	0	0	0	0
	Mehta Family Trust 3	Promoter		0	0	0	0	0	0	0	0	0	0	0	0	0	0	0	0
	Mehta Family Trust 4	Promoter		0	0	0	0	0	0	0	0	0	0	0	0	0	0	0	0
	Sub-Total (A)(1)			5	12387222	0	0	12387222	45.67	12387222	0	12387222	45.67	0	0	0	0	0	12387222
2	Foreign Individuals (Non-Resident Individuals/Foreign Individuals)			0	0	0	0	0	0	0	0	0	0	0	0	0	0	0	0
a	Government			0	0	0	0	0	0	0	0	0	0	0	0	0	0	0	0
b	Institutions			0	0	0	0	0	0	0	0	0	0	0	0	0	0	0	0
c	Foreign Investor			0	0	0	0	0	0	0	0	0	0	0	0	0	0	0	0
d	Any Other (specify)			0	0	0	0	0	0	0	0	0	0	0	0	0	0	0	0
e	Sub-Total (A)(2)			0	0	0	0	0	0	0	0	0	0	0	0	0	0	0	0
	Total Shareholding of Promoter and Promoter Group (A) = (A)(1)+(A)(2)			5	12387222	0	0	12387222	45.67	12387222	0	12387222	45.67	0	0	0	0	0	12387222



Sr. No.	Category of shareholder (I)	PAN (II)	Nos. of shareholders (III)	No. of fully paid-up equity shares held (IV)	No. of Partly paid-up equity shares held (V)	No. of shares underlying Depository Receipts (VI)	Total nos. shares held (VII) = (IV)+(V)+(VI)	Shareholding as a % of total no. of shares (Calculate as per SCRR, 1957) (VIII)	Number of Voting Rights held in each class of securities (IX)		No. of Shares Underlying Outstanding convertible securities (including Warrants) (X)	Shareholding, as a % assuming full conversion of convertible securities (as a percentage of diluted share capital) (XI) = (VII)+(X)	Number of Locked in shares (Xii)		Number of Shares pledged or otherwise encumbered (XIII)		Number of equity shares held in dematerialized form (XIV)	Sub-categorization of shares			
									No. of securities	Total as a % of Total Voting rights			No. (a)	As a % of total shares held (b)	No. (a)	As a % of total shares held (b)		Sub-category (i)	Sub-category (ii)	Sub-category (iii)	
(f)	Investor Education and Protection Fund (IEPF)		0	0	0	0	0	0.00	0	0	0	0.00	0	0	0	0	0	0	0	0	0
	Resident individual holding nominal share capital up to Rs. 2 lakhs.		29002	10960268	0	0	10960268	40.41	10960268	0	10960268	40.41	0	0	0	0	8331176	0	0	0	
(g)	Resident individual holding nominal share capital in excess of Rs. 2 lakhs.		57	3314695	0	0	3314695	12.22	3314695	0	3314695	12.22	0	0	0	0	3314695	0	0	0	
(h)	Non-Resident Indians (NRIs)		95	54728	0	0	54728	0.20	54728	0	54728	0.20	0	0	0	0	54291	0	0	0	
(i)	Foreign Nationals		0	0	0	0	0	0.00	0	0	0	0.00	0	0	0	0	0	0	0	0	
(j)	Foreign Companies		0	0	0	0	0	0.00	0	0	0	0.00	0	0	0	0	0	0	0	0	
(k)	Bodies Corporate		118	404272	0	0	404272	1.49	404272	0	404272	1.49	0	0	0	0	380714	0	0	0	
(l)	Any Other (Specify)		0	0	0	0	0	0.00	0	0	0	0.00	0	0	0	0	0	0	0	0	
(m)	Sub Total (B)(4)		29274	14733983	0	0	14733983	54.32	14733983	0	14733983	54.32	0	0	0	0	12080896	0	0	0	
	Total Public Shareholding (B) = (B)(1) + (B)(2) + (B)(3) + (B)(4)		29287	14738545	0	0	14738545	54.33	14738545	0	14738545	54.33	0	0	0	0	12083608	0	0	0	



C. Table IV - Statement showing shareholding pattern of the Non Promoter- Non Public shareholder

Sr. No.	Category of shareholder (I)	PAN (II)	Nos. of shareholders (III)	No. of fully paid up equity shares held (IV)	No. of partly paid-up equity shares held (V)	No. of shares underlying Depository Receipts (VI)	Total nos. shares held (VII) = (IV)+(V)+(VI)	Shareholding as a % of total no. of shares (calculated as per SCRR, 1957) (VIII)	Number of Voting Rights held in each class of securities		No. of Shares Underlying Outstanding convertible securities (including Warrants) (X)	Shareholding as a % assuming full conversion of convertible securities (as a percentage of diluted share capital) (XI) = (VII)+(X)	Number of Locked in shares (XII)		Number of Shares pledged or otherwise encumbered (XIII)		Number of equity shares held in dematerialized form (XIV)
									As a % of (A+B+C2)	No. of Voting Rights Class eg: X			Total % of Total Voting rights	As a % of (A+B+C2)	No. (a)	% of total shares held (b)	
1	Custodian/DR Holder		0	0	0	0	0	0.00	0	0	0	0.00	0	0.00	0	0.00	0
2	Employee Benefit Trust (under SEBI (Share based Employee Benefit) Regulations, 2014)		0	0	0	0	0	0.00	0	0	0	0.00	0	0.00	0	0.00	0
	Total Non-Promoter-Non Public Shareholding (C) = (C1)+(C2)		0	0	0	0	0	0.00	0	0	0	0.00	0	0.00	0	0.00	0
	Total (A+B+C)		29292	27125767	0	0	27125767	100.00	27125767	0	27125767	100.00	0	0.00	0	0.00	24470830
			29292	27125767	0	0	27125767	100.00	27125767	0	27125767	100.00	0	0.00	0	0.00	24470830

Table VI - Statement showing foreign ownership limits

	Approved limits %	Limits utilized %
As on shareholding date	100%	0.20
As on the end of previous 1st quarter	100%	0.19
As on the end of previous 2nd quarter	100%	0.19
As on the end of previous 3rd quarter	100%	0.19
As on the end of previous 4th quarter	100%	0.19

